

CLASSEMENT GENERAL FINAL

Date: 04/12/2022

Heure: 16:50:00

Page: 1 / 3

Pos	N°	Pilote	Groupe	Classe	Positions		Voiture	Course 1	Course 2	Total	Ecart 1er	Ecart préc.
					Grp	Clf						
1	1	ROSSEL Yohan	CN	+	1	1	Norma M20 FC	1:07.154	1:05.783	1:05.783		
2	201	ROSSEL Leo	CN	+	2	2	Norma M20 FC	1:08.763	1:07.114	1:07.114	+01.331	+0:01.331
3	22	GUILLAUMARD David	CN	2	3	1	Norma M20 FC	1:09.570	1:08.120	1:08.120	+02.337	+0:01.006
4	23	PEREIRA Dimitri	CN	2	4	2	Norma M20 FC	1:18.261	1:12.464	1:12.464	+06.681	+0:04.344
5	18	BRUN Didier	DE	5S	1	1	Dallara F302	1:14.965	1:13.166	1:13.166	+07.383	+0:00.702
6	9	BECHADERGUE Rémi	DE	8	2	1	Tatuus Formula Master	1:28.730	1:13.374	1:13.374	+07.591	+0:00.208
7	31	JACQUOT Jérôme	CM		5	1	SpeedCar GTR Evo	1:14.239	1:13.816	1:13.816	+08.033	+0:00.442
8	38	MEILLON David	GTTS	4	1	1	Lamborghini Huracan ST Evo	1:16.209	1:14.152	1:14.152	+08.369	+0:00.336
9	58	CASALE Julien	A	4	1	1	Skoda Fabia	1:15.719	1:14.409	1:14.409	+08.626	+0:00.257
10	10	VIDAL Miguel	DE	5S	3	2	Mygale M10 Opel	1:14.637	1:14.547	1:14.547	+08.764	+0:00.138
11	4	THOLY Yves	E2SC	1A	1	1	Osella PA JRB		1:14.655	1:14.655	+08.872	+0:00.108
12	204	FEL-ASTORG Matteo	E2SC	1A	2	2	Osella PA JRB	1:17.873	1:15.243	1:15.243	+09.460	+0:00.588
13	24	CAMPI Pascal	CN	2	6	3	Osella PA21S EVO	1:18.754	1:15.512	1:15.512	+09.729	+0:00.269
14	2	BELLIERES Franck	E2SC	3A	3	1	Osella PA27	1:18.629	1:15.584	1:15.584	+09.801	+0:00.072
15	226	GUDET Cindy	CN	2	7	4	Norma M20F		1:15.926	1:15.926	+10.143	+0:00.342
16	258	DI FANTE Romain	A	4	2	2	Skoda Fabia	1:16.159	1:16.492	1:16.159	+10.376	+0:00.233
17	59	BALDINI Jean-Baptiste	A	4	3	3	Skoda Fabia	1:17.714	1:16.762	1:16.762	+10.979	+0:00.603
18	5	ROUSSEL Sonia	E2SC	1A	4	3	NOVA NP03	1:42.084	1:17.370	1:17.370	+11.587	+0:00.608
19	35	BORGOGNON Fabien	CM		8	2	SpeedCar GTR	1:19.272	1:17.858	1:17.858	+12.075	+0:00.488
20	42	CABIROU Sébastien	GTTS	2	2	1	Caterham 420R	1:20.852	1:18.661	1:18.661	+12.878	+0:00.803
21	34	TISSOT Jean-Marc	CM		9	3	Tracking RC 01B	1:19.157	1:22.033	1:19.157	+13.374	+0:00.496
22	26	BUAT Jérôme	CN	2	10	5	Norma M20F	1:22.825	1:19.200	1:19.200	+13.417	+0:00.043
23	15	GODI Alain	DE	5S	4	3	Dallara F303	1:20.102	1:19.527	1:19.527	+13.744	+0:00.327
24	61	PUEYO Philippe	A	4	4	4	Peugeot 208 R4	1:20.136	1:19.759	1:19.759	+13.976	+0:00.232
25	21	CAMMARES Marie	DE	4	5	1	Tatuus Formula 4C	1:36.446	1:20.115	1:20.115	+14.332	+0:00.356
26	97	ESCARTEFIGUES Pierre	F2	3	1	1	Renault 5 GT Turbo	1:20.590	1:20.545	1:20.545	+14.762	+0:00.430
27	56	MILLIET Bruno	A	5	5	1	Seat Leon	1:21.661	1:55.887	1:21.661	+15.878	+0:01.116
28	81	NEULAT Alexandre	N	3	1	1	Honda Civic Type R	1:22.125	1:21.681	1:21.681	+15.898	+0:00.020
29	54	PERRAUD Alain	A	5	6	2	Seat Leon ML3	1:25.929	1:21.871	1:21.871	+16.088	+0:00.190
30	39	GRANIER Nicolas	GTTS	4	3	2	Porsche 997 GT3 Cup	1:25.479	1:22.079	1:22.079	+16.296	+0:00.208
31	242	PEREZ Michaël	GTTS	2	4	2	Caterham 420R	1:22.385	1:22.133	1:22.133	+16.350	+0:00.054
32	41	BELTOISE Vincent	GTTS	2	5	3	Caterham 420R	1:23.834	1:22.393	1:22.393	+16.610	+0:00.260
33	52	MARION Philippe	GT	2	1	1	Porsche GT2	1:22.515	1:23.943	1:22.515	+16.732	+0:00.122
34	231	QUEROL Bastien	CM		11	4	SpeedCar GTR Evo	1:26.190	1:22.832	1:22.832	+17.049	+0:00.317
35	77	AVELLANEDA Jérémy	N	4	2	1	BMW M3	1:25.552	1:24.274	1:24.274	+18.491	+0:01.442
36	20	GRES Philippe	DE	7	6	1	Renault Tatuus	1:26.732	1:24.286	1:24.286	+18.503	+0:00.012
37	291	DUFOUR Nicolas	F2	3	2	2	BMW 318 Compact	1:25.252	1:24.361	1:24.361	+18.578	+0:00.075
38	27	LAURET Jérôme	CN	2	12	6	Norma M20 B	1:27.070	1:24.804	1:24.804	+19.021	+0:00.443
39	3	JACQMIN Sébastien	DE	8	7	2	Tatuus Formula Master	1:24.899	2:20.850	1:24.899	+19.116	+0:00.095
40	274	SALINAS Yvan	A	2	7	1	Citroën Saxo VTS	1:26.213	1:25.125	1:25.125	+19.342	+0:00.226
41	84	VALLIN Guillaume	N	2	3	1	Citroën Saxo VTS	1:27.588	1:25.465	1:25.465	+19.682	+0:00.340
42	241	MALARTRE Rody	GTTS	2	6	4	Caterham 420R	1:27.673	1:25.804	1:25.804	+20.021	+0:00.339
43	83	COUTAUD Sébastien	N	3	4	2	Renault Clio	1:26.682	1:26.063	1:26.063	+20.280	+0:00.259
44	19	ARMAND Gaëtan	DE	5S	8	4	Dallara F397	1:33.998	1:26.518	1:26.518	+20.735	+0:00.455
45	91	DUFOUR Serge	F2	3	3	3	BMW 318 Compact	1:28.687	1:26.541	1:26.541	+20.758	+0:00.023
46	103	TOUBERT Frédéric	F2	2	4	1	Honda Civic	1:28.300	1:26.688	1:26.688	+20.905	+0:00.147

CLASSEMENT GENERAL FINAL

Date: 04/12/2022

Heure: 16:50:00

Page: 2 / 3



















Pos	N°	Pilote	Groupe	Classe	Positions		Voiture	Course 1	Course 2	Total	Ecart 1er	Ecart préc.
					Grp	Cl						
47	36	CHENU Christian	CM		13	5	Norma M20 M	1:31.182	1:26.702	1:26.702	+20.919	+0:00.014
48	66	RUFFIN Anthony	A	2	8	2	Peugeot 206 XS	1:26.927	1:26.879	1:26.879	+21.096	+0:00.177
49	82	AUDIGIER Florian	N	3	5	3	Renault Clio 2 RS	1:28.138	1:27.040	1:27.040	+21.257	+0:00.161
50	284	ORIOLE Franck	N	2	6	2	Citroën Saxo VTS	1:29.357	1:27.281	1:27.281	+21.498	+0:00.241
51	74	ROBERT Mickaël	A	2	9	3	Citroën Saxo VTS	1:28.021	1:27.511	1:27.511	+21.728	+0:00.230
52	76	TONDUT Jérémy	A	1	10	1	Renault Clio RS Line	1:32.128	1:27.533	1:27.533	+21.750	+0:00.022
53	102	CORNUBET Didier	F2	2	5	2	Peugeot 205 GTI	1:27.575	1:27.776	1:27.575	+21.792	+0:00.042
54	71	IAMPIETRO Sylvain	A	2	11	4	Renault Twingo	1:29.064	1:27.767	1:27.767	+21.984	+0:00.192
55	94	ROQUIER Bastien	F2	3	6	4	Renault 5 GT Turbo	1:29.548	1:27.900	1:27.900	+22.117	+0:00.133
56	236	DA SILVA Philippe	CM		14	6	Norma M20 M	1:31.599	1:28.070	1:28.070	+22.287	+0:00.170
57	246	POILLOT Julie	GTTS	2	7	5	Mitjet	1:31.657	1:28.150	1:28.150	+22.367	+0:00.080
58	32	CLEMENT Serge	CM		15	7	GFA 630GT Honda	1:31.315	1:29.372	1:29.372	+23.589	+0:01.222
59	100	ROUVEIROLLES Stéphan	F2	2	7	3	Citroën Saxo	1:29.422	1:38.839	1:29.422	+23.639	+0:00.050
60	105	CAPUTO Dylan	F2	2	8	4	Peugeot 106 S16	1:32.993	1:29.449	1:29.449	+23.666	+0:00.027
61	48	BATAILLE Matthieu	GTTS	1	8	1	Caterham Seven Roadsport	1:31.684	1:29.527	1:29.527	+23.744	+0:00.078
62	281	CROZE Damien	N	3	7	4	Honda Civic Type R	1:39.393	1:29.692	1:29.692	+23.909	+0:00.165
63	68	GREGOIRE Philippe	A	2	12	5	Citroën C2	1:30.929	1:29.782	1:29.782	+23.999	+0:00.090
64	33	MARTINET Stéphane	CM		16	8	Tracking RC01B	1:29.813		1:29.813	+24.030	+0:00.031
65	7	ARDISSONE Philippe	DE	8	9	3	Tatuus Formula Master	1:31.026	1:29.847	1:29.847	+24.064	+0:00.034
66	98	ORSO Cyril	F2	2	9	5	Peugeot 205 GTI	1:30.200	1:31.411	1:30.200	+24.417	+0:00.353
67	220	COSQUER Eric	DE	7	10	2	Renault Tatuus	1:30.341	1:48.861	1:30.341	+24.558	+0:00.141
68	47	MARCOUX Arnaud	GTTS	1	9	2	Caterham	1:31.864	1:30.589	1:30.589	+24.806	+0:00.248
69	44	GARCIA Stéphane	GTTS	2	10	6	Mitjet	1:30.648	1:32.454	1:30.648	+24.865	+0:00.059
70	277	VASILE Jean-Pierre	N	4	8	2	BMW M3	1:30.719	1:30.885	1:30.719	+24.936	+0:00.071
71	108	BOISSIERE Fabien	FC	4	1	1	Talbot Sunbeam Lotus	1:30.741	1:31.951	1:30.741	+24.958	+0:00.022
72	86	LOMBARDO Thierry	N	2	9	3	Citroën Saco VTS	1:32.368	1:30.909	1:30.909	+25.126	+0:00.168
73	72	BOYER Mathieu	A	2	13	6	Peugeot 207 RC	1:36.279	1:31.056	1:31.056	+25.273	+0:00.147
74	247	SACCO Julien	GTTS	1	11	3	Caterham	1:32.879	1:31.184	1:31.184	+25.401	+0:00.128
75	69	GEOFFRAY Nicolas	A	2	14	7	Citroën Visa GTI	1:32.259	1:31.226	1:31.226	+25.443	+0:00.042
76	53	RAGA Laurent	A	2	15	8	Peugeot 208 RC	1:32.203	1:31.273	1:31.273	+25.490	+0:00.047
77	57	COMBELLE Bastien	A	4	16	5	Peugeot 208 T16	1:31.471	2:12.349	1:31.471	+25.688	+0:00.198
78	276	TONDUT Thierry	A	1	17	2	Renault Clio RS Line	1:32.177	1:32.921	1:32.177	+26.394	+0:00.706
79	92	CURE Gérard	F2	3	10	5	Citroën Xsara	1:34.525	1:32.285	1:32.285	+26.502	+0:00.108
80	101	COULOMB Camille	F2	2	11	6	Peugeot 205	1:33.720	1:32.572	1:32.572	+26.789	+0:00.287
81	271	PASCAL Jean-Louis	A	2	18	9	Renault Twingo	1:33.800	1:32.701	1:32.701	+26.918	+0:00.129
82	107	GARCIA Melvyn	F2	1	12	1	Peugeot 106 XSI	1:37.568	1:32.833	1:32.833	+27.050	+0:00.132
83	229	ARMAND Jonathan	CN	2	17	7	Merlin MP23	2:58.098	1:33.479	1:33.479	+27.696	+0:00.646
84	30	PANTEL Nicolas	CM		18	9	BRC 02		1:33.572	1:33.572	+27.789	+0:00.093
85	292	ROUX-SABLIER Frédéric	F2	3	13	6	Citroën Xsara	1:37.179	1:34.045	1:34.045	+28.262	+0:00.473
86	8	CLAUSI Thomas	DE	8	11	4	Tatuus Formula Master	1:34.097	1:38.980	1:34.097	+28.314	+0:00.052
87	75	PESIN Christophe	A	1	19	3	Peugeot 106 XSI	1:36.952	1:34.127	1:34.127	+28.344	+0:00.030
88	253	DODOS Nicolas	A	2	20	10	Peugeot 208 RC	1:51.590	1:34.193	1:34.193	+28.410	+0:00.066
89	95	GODARD Jimmy	F2	3	14	7	Renault Mégane	1:35.677	1:34.271	1:34.271	+28.488	+0:00.078
90	298	KILLY Théo	F2	2	15	7	Peugeot 205 GTI	1:39.553	1:34.277	1:34.277	+28.494	+0:00.006
91	45	FOURNIER Christian	GTTS	2	12	7	Mitjet	1:34.670	1:43.857	1:34.670	+28.887	+0:00.393
92	243	BAUDET Anthony	GTTS	2	13	8	Caterham 420R	1:38.564	1:34.725	1:34.725	+28.942	+0:00.055

CLASSEMENT GENERAL FINAL

Date: 04/12/2022

Heure: 16:50:00

Page: 3 / 3

Pos	N°	Pilote	Groupe	Classe	Positions		Voiture	Course 1	Course 2	Total	Ecart 1er	Ecart préc.	
					Grp	Cl							
93	251	RUMEAU Sarah		GTTS	1	14	4	Caterham Roadsport	1:38.129	1:34.774	1:34.774	+28.991	+0:00.049
94	244	MACHADO Mylenia		GTTS	2	15	9	Mitjet	1:39.567	1:34.836	1:34.836	+29.053	+0:00.062
95	245	LAMBOTTE Alain		GTTS	2	16	10	Mitjet	1:39.604	1:34.929	1:34.929	+29.146	+0:00.093
96	43	HUGON Hervé		GTTS	2	17	11	Caterham 420R	1:36.668	1:37.365	1:36.668	+30.885	+0:01.739
97	87	OTTAVI Marie		N	2	10	4	Citroën Saxo VTS	1:52.592	1:36.791	1:36.791	+31.008	+0:00.123
98	6	VAUTRIN Eric		E2SC	1A	5	4	Wolf Thunder GB08	1:38.754	1:37.021	1:37.021	+31.238	+0:00.230
99	49	SABATIER Julien		GTTS	1	18	5	Caterham Seven Roadsport	1:42.218	1:37.202	1:37.202	+31.419	+0:00.181
100	93	PANTEL David		F2	3	16	8	Peugeot 206	1:38.022	1:37.204	1:37.204	+31.421	+0:00.002
101	73	ROUME Florian		A	2	21	11	Citroën DS3	1:40.396	1:37.606	1:37.606	+31.823	+0:00.402
102	78	ISCHARD Xavier		N	4	11	3	Renault 5 GT Turbo	1:40.100	1:38.162	1:38.162	+32.379	+0:00.556
103	51	BRUN Stéphane		GTTS	1	19	6	Caterham Seven Roadsport	1:38.665	2:04.321	1:38.665	+32.882	+0:00.503
104	99	REYNES Michel		F2	2	17	8	Peugeot 106	1:45.330	1:38.899	1:38.899	+33.116	+0:00.234
105	62	PIGEYRE Manuel		A	3	22	1	Renault Clio 5	1:39.190	1:39.973	1:39.190	+33.407	+0:00.291
106	293	MARTEL Florian		F2	3	18	9	Peugeot 206	1:40.363	1:53.000	1:40.363	+34.580	+0:01.173
107	89	JOFFRE Nicolas		N	1	12	1	Citroën AX GTI	1:42.929	1:40.524	1:40.524	+34.741	+0:00.161
108	273	DINOLFO Alexandre		A	2	23	12	Citroën DS3	1:45.428	1:41.567	1:41.567	+35.784	+0:01.043
109	79	MARIN CUDRAZ Stéphane		N	4	13	4	Renault 5 GT Turbo	1:51.734	1:42.046	1:42.046	+36.263	+0:00.479
110	46	LESTENNE Charlène		GTTS	2	20	12	Mitjet	1:51.317	1:43.524	1:43.524	+37.741	+0:01.478